

A Guide to Garbage Separation & Disposal

For Setana Town & Imakane Town Residents

【Basic Rules】

- ① Dispose of burnable and unburnable garbages using designated trash bags.
(Recyclables are collected free of charge, and should be put in ordinary transparent bags.)
- ② Put your garbage out in the collection sites by 8:30 a.m. on designated days.
(The collection day(s) for recyclables and garbage are fixed for each type, depending on your area. Please Check the Collection calendar.)
- ③ Don't put different types of recyclables in same bag.

Paid

Designated bags



Free (Recyclables)

Please Use a transparent bag between 20ℓ and 50ℓ (without cardboard boxes and stuff)

Free Cans



Juice or beer cans, food cans, Bottle's metal caps, Spray and Gas cans, etc.

※ Dirty Can items dispose of as non-burnable.

Spray and Gas cans

Make sure they are completely empty

Free Glass Bottles PET Bottles



PET bottles
※ Dirty PET bottles dispose of as burnable.

PET bottles

Look for PET mark
Remove The label and cap → To ♻️ items
Empty the bottle

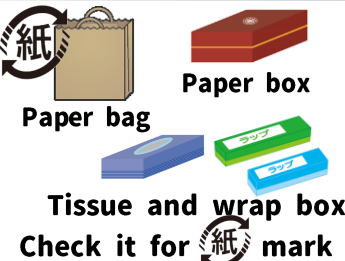


Glass bottles
※ Dirty Glass bottles dispose of as non-burnable.

Glass bottles

Remove caps
Empty the bottle

Free Paper containers and packaging



Tissue and wrap box
Check it for 紙 mark

Please note

※ Dirty or wet 紙 items should be disposed of as burnable Garbage.
※ Remove all items not made of paper.

Examples of items that can not be disposed as 紙 items.

Receipt
Paper cups
Copying Paper
toilet paper tube

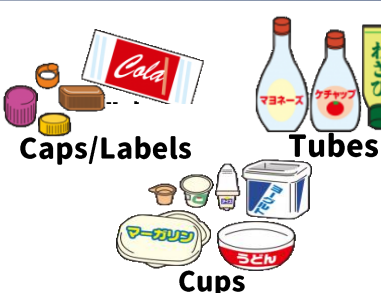
➔ **(burnable)**

Free Plastic Containers and Packaging



Containers
Bottles
Bags
Caps/Labels
Tubes
Cups
Food trays

Make sure items with プラ mark.



Please note

○ Dirty プラ items should be disposed burnable Garbage.
○ Plastic Items without プラ mark usually disposed Non-burnable Garbage. but there are excepted.

Free Cardboard boxes Milk and Juice cartons

How to dispose of cardboard boxes/magazines.

• Divide the paper up into each type of paper and tie each stack together with string.
• Do not put out rainy days.

How to dispose 紙パック cartons

① Rinse lightly ② Cut open ③ tie with string

<note>
Make sure cartons with 紙パック mark.

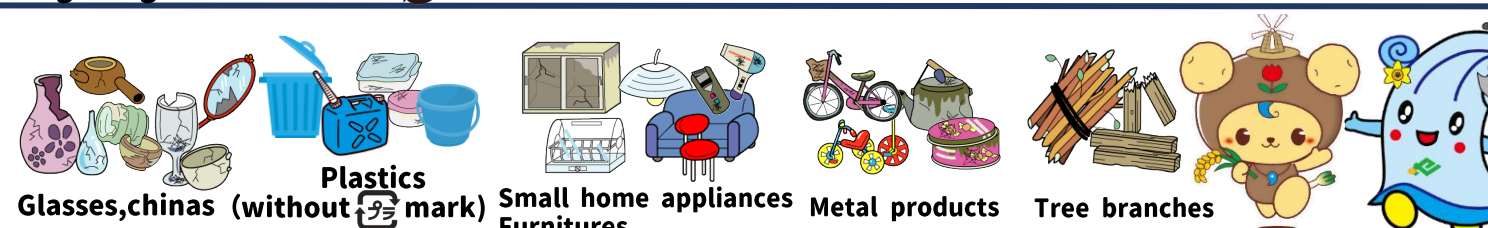
Paid Burnable

Using green designated bag



Paid Non-Burnable

Using yellow designated bag



※ How to dispose large garbage
① Purchase an "Garbage disposing ticket" from available stores. please write your name and paste it.
② Put the item out in front of collection place by 8:30 on collection day.

【For Inquiries related to waste collection service】

Northern Hiyama Sanitation Center ☎0137-86-0070